


# LEVELS

Let your office landscape step up to the next level!



Introducing **LEVELS**, HDL's new multi-tiered, layered office furniture series that combines contemporary metal details with durable laminate designs. Choose from over 80 **IN-STOCK**, high quality, modular components. Select models are made-in-Canada 

**4 Exciting Finishes**



# OVERVIEW

## Cover:

Layout #8 plus Tall Storage  
Shown in: Black Walnut  
Layout #8 Desk: 71" x 71"  
Cabinet: 35.5" x 21.75"



LEVELS is a dynamic series that combines popular storage & desking solutions with modern, metal desking components. Fully integrated with HDL's popular Innovations series, this series is designer-friendly, built-to-last and completely customizable. Take your office design to the next **LEVEL** and discover the **Heartwood Advantage!**




Layout #12  
Shown in: Pure White  
Desk: 29.5" x 71"  
Storage: 23.75" x 106.5"  
Small Storage: 35.5" x 21.75"








Layout #11  
Shown in: Black Walnut  
Desk: 71" x 65"  
Bookcase Storage 63" x 13.75"



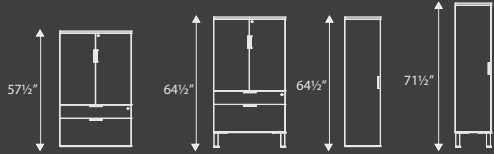
## FEATURES

- Modern tiered design components with stylish optional 7" storage riser feet
- All laminate doors include soft close hinges
- New silver locks and silver keys are now standard on Pure White and Winter Wood laminate components
- Fully integrated with other HDL Series including the popular Innovations Series  
Accessories, privacy panels & storage...HDL has options!
- Fully customizable with Heartwood Manufacturing Ltd. Levels Series - over 3,000 standard SKU's
- Integrated height-adjustable desking options
-  ECO-friendly products & CARB certified laminate
- Limited Lifetime Warranty

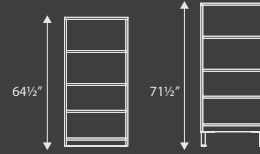
# LEVELS SIZING

- Storage units or modular components combine to equal three standard storage heights - 57.5", 64.5" and 71.5"

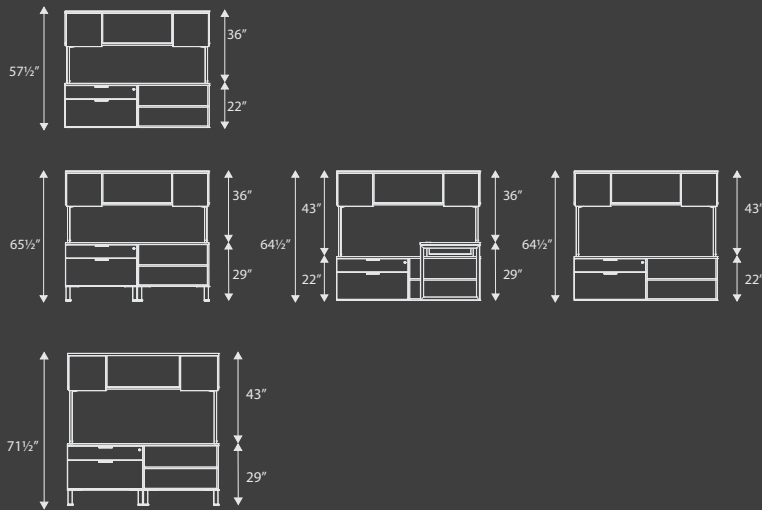
## TALL STORAGE | WARDROBE STORAGE



## BOOKCASE STORAGE



## CREDENZA | HUTCH STORAGE COMBINATIONS



Loop Leg Example  
Shown in: Grey Dusk  
Desk: 71" x 65"

# COMPONENTS

## DESKING | TABLES



24" DEEP TABLES - LOOP LEGS

**LEV-2436TBL-LOOP**

35.5w x 23.75d x 29h

**LEV-2442TBL-LOOP**

41.5w x 23.75d x 29h

**LEV-2448TBL-LOOP**

47.25w x 23.75d x 29h

**LEV-2460TBL-LOOP**

59.25w x 23.75d x 29h

**LEV-2472TBL-LOOP**

71w x 23.75d x 29h



24" DEEP TABLES - SQUARE OFFSET

**LEV-2436TBL-SQ2**

35.5w x 23.75d x 29h

**LEV-2442TBL-SQ2**

41.5w x 23.75d x 29h

**LEV-2448TBL-SQ2**

47.25w x 23.75d x 29h

**LEV-2460TBL-SQ2**

59.25w x 23.75d x 29h

**LEV-2472TBL-SQ2**

71w x 23.75d x 29h



30" DEEP TABLES - LOOP LEGS

**LEV-3060TBL-LOOP**

59.25w x 29.5d x 29h

**LEV-3072TBL-LOOP**

71w x 29.5d x 29h



30" DEEP TABLES - SQUARE OFFSET

**LEV-3060TBL-SQ2**

59.25w x 29.5d x 29h

**LEV-3072TBL-SQ2**

71w x 29.5d x 29h

TOPS ARE COMMERCIAL GRADE 1" LAMINATE CONSTRUCTION & INCLUDE MATCHING 2MM EDGE BANDING  
ALL 30" DEEP TOPS INCLUDE CENTER GROMMET  
TOPS HAVE METAL TO METAL CONNECTION - WHERE APPLICABLE

## RECTANGULAR BULLET RETURNS



24" DEEP RETURNS  
- LOOP LEGS

**LEV-2436RET-LOOP**

35.5w x 23.75d x 29h

**LEV-2442RET-LOOP**

41.5w x 23.75d x 29h

**LEV-2448RET-LOOP**

47.25w x 23.75d x 29h

**LEV-2460RET-LOOP**

59.25w x 23.75d x 29h

**LEV-2472RET-LOOP**

71w x 23.75d x 29h



24" DEEP RETURNS  
- SQUARE OFFSET

**LEV-2436RET-SQ2**

35.5w x 23.75d x 29h

**LEV-2442RET-SQ2**

41.5w x 23.75d x 29h

**LEV-2448RET-SQ2**

47.25w x 23.75d x 29h

**LEV-2460RET-SQ2**

59.25w x 23.75d x 29h

**LEV-2472RET-SQ2**

71w x 23.75d x 29h



30" DEEP RETURNS  
- LOOP LEGS

**LEV-3060RET-LOOP**

59.25w x 29.5d x 29h

**LEV-3072RET-LOOP**

71w x 29.5d x 29h



30" DEEP RETURNS  
- SQUARE OFFSET

**LEV-3060RET-SQ2**

59.25w x 29.5d x 29h

**LEV-3072RET-SQ2**

71w x 29.5d x 29h

TOPS ARE COMMERCIAL GRADE 1" LAMINATE CONSTRUCTION & INCLUDE MATCHING 2MM EDGE BANDING  
ALL 30" DEEP TOPS INCLUDE CENTER GROMMET  
TOPS HAVE METAL TO METAL CONNECTION - WHERE APPLICABLE

## TIERED BULLET RETURNS



30" DEEP TIERED RETURNS  
- LOOP LEGS

**LEV-TR3060-LOOP**

59.25w x 29.5d x 29h

**LEV-TR3072-LOOP**

71w x 29.5d x 29h



30" DEEP TIERED RETURNS  
- SQUARE OFFSET

**LEV-TR3060-SQ2**

59.25w x 29.5d x 29h

**LEV-TR3072-SQ2**

71w x 29.5d x 29h

TOPS ARE COMMERCIAL GRADE 1" LAMINATE CONSTRUCTION & INCLUDE MATCHING 2MM EDGE BANDING  
ALL 30" DEEP TOPS INCLUDE CENTER GROMMET  
TOPS HAVE METAL TO METAL CONNECTION - WHERE APPLICABLE

### Layout #8

Shown in: Grey Dusk & Pure White

Layout #8 Desk: 71" x 71"





## TAPERED LEG TABLES



30" TAPER LEG TABLES  
**LEV-3060TBL-TAPER**  
 59.25w x 29.5d x 29h  
**LEV-3072TBL-TAPER**  
 71w x 29.5d x 29h



30" MOBILE TAPER LEG TABLES  
**LEV-3060TBL-TAPER-M**  
 59.25w x 29.5d x 29h  
**LEV-3072TBL-TAPER-M**  
 71h x 29.5d x 29h

TOPS ARE COMMERCIAL GRADE 1" LAMINATE CONSTRUCTION & INCLUDE MATCHING 2MM EDGE BANDING  
 ALL 30" DEEP TOPS INCLUDE CENTER GROMMET  
 TOPS HAVE METAL TO METAL CONNECTION - WHERE APPLICABLE  
 SILVER LEG FINISH ONLY

## FLIP TOP TABLES



24" FLIP TOP TRAINING TABLES  
**LEV-2436TBL-TU24**  
 35.5w x 23.75d x 29h  
**LEV-2442TBL-TU54**  
 41.5w x 23.75d x 29h  
**LEV-2448TBL-TU54**  
 47.25w x 23.75d x 29h  
**LEV-2460TBL-TU72**  
 59.25w x 23.75d x 29h  
**LEV-2472TBL-TU72**  
 71w x 23.75d x 29h



30" FLIP TOP TRAINING TABLES  
**LEV-3060TBL-TU72**  
 59.25w x 29.5d x 29h  
**LEV-3072TBL-TU72**  
 71w x 29.5d x 29h

TOPS ARE COMMERCIAL GRADE 1" LAMINATE CONSTRUCTION & INCLUDE MATCHING 2MM EDGE BANDING  
 ALL 30" DEEP TOPS INCLUDE CENTER GROMMET  
 TOPS HAVE METAL TO METAL CONNECTION - WHERE APPLICABLE  
 SILVER METALIC LEG FINISH ONLY

## HEIGHT-ADJUSTABLE DESKING



24" DEEP HEIGHT-ADJUSTABLE ATHENA TABLES  
**ATH-LEV2448TBL-2L**  
 47.25w x 23.75d x 28.5-46.5h  
**ATH-LEV2460TBL-2L**  
 59.25w x 23.75d x 28.5-46.5h  
**ATH-LEV2472TBL-2L**  
 71w x 23.75d x 28.5-46.5h

**ATHENA HEIGHT RANGE:** 28.5" - 46.5" INCLUDING 1" TOP  
 TOPS ARE COMMERCIAL GRADE 1" LAMINATE CONSTRUCTION & INCLUDE MATCHING 2MM EDGE BANDING  
 ALL 30" DEEP TOPS INCLUDE CENTER GROMMET  
 TOPS HAVE METAL TO METAL CONNECTION - WHERE APPLICABLE  
 SILVER LEG FINISH ONLY  
 FOR MORE INFORMATION ON HEIGHT ADJUSTABLE SPECIFICS, PLEASE SEE HEIGHT ADJUSTABLE SERIES



30" DEEP HEIGHT-ADJUSTABLE ATHENA TABLES  
**ATH-LEV3060TBL-2L**  
 59.25w x 29.5d x 28.5-46.5h  
**ATH-LEV3072TBL-2L**  
 71w x 29.5d x 28.5-46.5h



24" DEEP HEIGHT-ADJUSTABLE CALYPSO TABLES  
**CAL-LEV2448TBL-2L**  
 47.25w x 23.75d x 23.0-49.0h  
**CAL-LEV2460TBL-2L**  
 59.25w x 23.75d x 23.0-49.0h  
**CAL-LEV2472TBL-2L**  
 71w x 23.75d x 23.0-49.0h

**CALYPSO HEIGHT RANGE:** 23.0-49.0" INCLUDING 1" TOP



30" DEEP HEIGHT-ADJUSTABLE CALYPSO TABLES  
**CAL-LEV3060TBL-2L**  
 59.25w x 29.5d x 23.0-49.0h  
**CAL-LEV3072TBL-2L**  
 71w x 29.5d x 23.0-49.0h

## TOP ONLY | COMMON TOPS



TOP FOR 36" NO TOP UNITS  
**LEV-2236TOP**  
 35.5w x 21.75d x 1h



72" COMMON TOPS  
**LEV-2272TOP**  
 71w x 21.75d x 1h



66" COMMON TOP DESIGNED TO BE USED WITH RECESSED BACK OPEN CABINET LEV-R2230COX-21 & HEIGHT-ADJUSTABLE BASE  
**LEV-2266NTOP-L**  
 65w x 21.75d x 1h  
**LEV-2266NTOP-R**  
 65w x 21.75d x 1h



## STACKING STORAGE





DOUBLE DOOR STACKING CABINET  
**LEV-2237STC**  
 35.5w x 21.75d x 36.5h  
 STAND ALONE FLOOR UNIT, OR STACK ON TOP OF 2236CX, 2236COX OR 2236WDLFX TO CREATE TALL COMBO UNIT



DOUBLE DOOR STACKING CABINET WITH AGD DOORS  
**LEV-2237STC-AL**  
 35.5w x 21.75d x 36.5h

SELECT MODELS ARE MADE IN

 CANADA 

**AGD - ALUMINIUM GLASS DOORS WITH FROSTED GLASS FINISH.** ALL AGD CABINET DOORS HAVE ALUMINIUM/SILVER BAR HANDLES. HUTCH & OVERHEAD STORAGE DO NOT HAVE HANDLES.

## CABINET STORAGE



22" CABINET  
**LEV-2236C-22**  
35.5w x 21.75d x 22h



22" OPEN CABINET  
**LEV-2236CO-22**  
35.5w x 21.75d x 22h



22" CABINET - WIDE DRAWER OVER LATERAL FILE  
**LEV-2236WDLF-22**  
35.5w x 21.75d x 22h



29" CABINET  
**LEV-2236C-SR29**  
35.5w x 21.75d x 29h



29" OPEN CABINET  
**LEV-2236CO-SR29**  
35.5w x 21.75d x 29h



29" CABINET - WIDE DRAWER OVER LATERAL FILE  
**LEV-2236WDLF-SR29**  
35.5w x 21.75d x 29h

## NO TOP CABINET STORAGE - COMBINE WITH TOP ONLY | COMMON TOPS



21" CABINET  
**LEV-2236CX-21**  
35.5w x 21.75d x 21h



21" OPEN CABINET  
**LEV-2236COX-21**  
35.5w x 21.75d x 21h



21" RECESSED OPEN CABINET  
**LEV-R2230COX-21**  
29.5w x 21.75d x 21h



21" CABINET - WIDE DRAWER OVER LATERAL FILE  
**LEV-2236WDLFX-21**  
35.5w x 21.75d x 21h



28" CABINET  
**LEV-2236CX-SR28**  
35.5w x 21.75d x 28h



28" OPEN CABINET  
**LEV-2236COX-SR28**  
35.5w x 21.75d x 28h



28" CABINET - WIDE DRAWER OVER LATERAL FILE  
**LEV-2236WDLFX-SR28**  
35.5w x 21.75d x 28h

## BOOKCASE STORAGE



BOOKCASE  
**LEV-6532BK**  
31.5w x 13.75d x 64.5h



BOOKCASE WITH STORAGE  
RISER FEET  
**LEV-SR7232BK**  
31.5w x 13.75d x 71.5h

OPTIONAL DOORS  
**LEV-32BKDRS**  
31w x .75d x 28.25h

OPTIONAL DOORS CAN BE  
INSTALLED IN TWO POSITIONS,  
TOP OR BOTTOM

## MULTIFUNCTIONAL WARDROBE | STORAGE



WARDROBE / STORAGE  
CABINET  
**LEV-6518WC**  
17.75w x 23.75d x 64.5h



WARDROBE / STORAGE CABINET  
WITH STORAGE RISER FEET  
**LEV-SR7218WC**  
17.75w x 23.75d x 71.5h

VARIETY OF SHELF & COAT ROD CONFIGURATIONS  
UNIT INCLUDES 4 SHELVES & COAT ROD  
DOOR INSTALL IS OPTIONAL  
DOOR IS NON-HANDED

## TALL STORAGE



CABINET STORAGE

**LEV-5836TC**

35.5w x 21.75d x 57.5h

CABINET STORAGE WITH AGD DOORS

**LEV-5836TC-AL**

35.5w x 21.75d x 57.5h



OPEN CABINET STORAGE

**LEV-5836TCO**

35.5w x 21.75d x 57.5h

OPEN CABINET STORAGE WITH AGD DOORS

**LEV-5836TCO-AL**

35.5w x 21.75d x 57.5h



WIDE DRAWER OVER LATERAL FILE CABINET STORAGE

**LEV-5836TCWDLF**

35.5w x 21.75d x 57.5h

WIDE DRAWER OVER LATERAL FILE CABINET STORAGE WITH AGD DOORS

**LEV-5836TCWDLF-AL**

35.5w x 21.75d x 57.5h



CABINET STORAGE

**LEV-SR6536TC**

35.5w x 21.75d x 64.5h

CABINET STORAGE WITH AGD DOORS

**LEV-SR6536TC-AL**

35.5w x 21.75d x 64.5h



OPEN CABINET STORAGE

**LEV-SR6536TCO**

35.5w x 21.75d x 64.5h

OPEN CABINET STORAGE WITH AGD DOORS

**LEV-SR6536TCO-AL**

35.5w x 21.75d x 64.5h



WIDE DRAWER OVER LATERAL FILE CABINET STORAGE

**LEV-SR6536TCWDLF**

35.5w x 21.75d x 64.5h

WIDE DRAWER OVER LATERAL FILE CABINET STORAGE WITH AGD DOORS

**LEV-SR6536TCWDLF-AL**

35.5w x 21.75d x 64.5h

## HUTCH STORAGE



36" OPEN HUTCH

**LEV-3672MH**

71w x 15.75d x 35.5h



36" 2 DOOR HUTCH

**LEV-3672MHHD2**

71w x 15.75d x 35.5h

WITH AGD DOORS

**LEV-3672MHHD2-AL**

71w x 15.75d x 35.5h



36" 4 DOOR HUTCH

**LEV-3672MHHD4**

71w x 15.75d x 35.5h

WITH AGD DOORS

**LEV-3672MHHD4-AL**

71w x 15.75d x 35.5h



43" OPEN HUTCH

**LEV-4372MH**

71w x 15.75d x 42.5h



43" 2 DOOR HUTCH

**LEV-4372MHHD2**

71w x 15.75d x 42.5h

WITH AGD DOORS

**LEV-4372MHHD2-AL**

71w x 15.75d x 42.5h



43" 4 DOOR HUTCH


**LEV-4372MHHD4**

71w x 15.75d x 42.5h

WITH AGD DOORS

**LEV-4372MHHD4-AL**

71w x 15.75d x 42.5h



TIERED OPEN HUTCH

**LEV-TR4372MH**

71w x 15.75d x 42.5h



TIERED 2 DOORS HUTCH

**LEV-TR4372MHHD2**

71w x 15.75d x 42.5h

WITH AGD DOORS

**LEV-TR4372MHHD2-AL**

71w x 15.75d x 42.5h



TIERED 4 DOOR HUTCH

**LEV-TR4372MHHD4**

71w x 15.75d x 42.5h

WITH AGD DOORS

**LEV-TR4372MHHD4-AL**

71w x 15.75d x 42.5h



# OVERHEAD STORAGE



OPEN OVERHEAD STORAGE  
**LEV-1772OS**  
71w x 15.75d x 16.75h



2 DOOR OVERHEAD STORAGE  
**LEV-1772OSHD2**  
71w x 15.75d x 16.75h  
OVERHEAD STORAGE - WITH 2 ALUMINUM DOORS  
**LEV-1772OSHD2-AL**  
71w x 15.75d x 16.75h



4 DOOR OVERHEAD STORAGE  
**LEV-1772OSHD4**  
71w x 15.75d x 16.75h  
OVERHEAD STORAGE - WITH 4 ALUMINUM DOORS  
**LEV-1772OSHD4-AL**  
71w x 15.75d x 16.75h



# TACKBOARDS



36" TACKBOARD  
**LEV-3672TB**  
68.25w x 0.5d x 15.75h



43" TACKBOARD  
**LEV-4372TB**  
68w x 0.5d x 22.75h



TACKBOARDS ARE WALL MOUNT INSTALLATION ONLY

# CREDENZA STORAGE CUSHION



OPTIONAL 22" X 36" CUSHION  
**LEV-2236CUSHFA**  
**LEV-2236CUSHPU**  
35.5w x 21.75d x 2h



CUSHION INSTALLED WITH VELCRO STRIPS

# LAMINATE PEDESTALS



21" MOBILE PEDESTAL  
**LEV-MPF**  
15.75w x 18.75d x 21.75h  
OPTIONAL CUSHION  
**INV-CUSH**  
15.75w x 18d x 2.5h



BOX/BOX/FILE MOBILE PEDESTAL  
**LEV-MPUF**  
15.75w x 18.75d x 27.5h

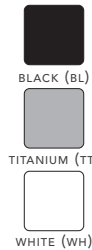


OPTIONAL CUSHION FOR LEV-MPF ONLY

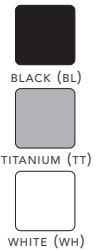
# METAL PEDESTALS



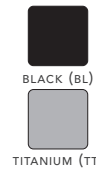
BOX/ BOX /FILE METAL MOBILE PEDESTAL  
**100-MMPUF**  
15.5w x 22.5d x 25.2h



BOX BOX METAL MOBILE PEDESTALS  
**100-MMPFF**  
15.5w x 22.5d x 27.1h



BOX /FILE METAL MOBILE PEDESTAL  
**100-MMPF**  
15.5w x 22.5d x 20.5h




OPTIONAL CUSHION FOR 100-MMPFF ONLY

METAL MOBILE PEDESTAL SEAT CUSHION  
**\*100-MMPF-CUSHFA**  
(5 FINISHES)  
**\*100-MMPF-CUSHPU**  
(1 FINISH)  
15.25w x 22.5d x 2h



# OPTIONAL HANDLES



ALTERNATE HANDLES  
**100-BAR6**  
Available in Black (BL) or Aluminium/Silver (SL)  
**100-LARGESCOOP**  
**100-SMALLSCOOP**  
Available in Black (BL) or Aluminium/Silver (SL)

# ACCESSORIES

SEE 100 SERIES FOR A COMPLETE LIST OF AVAILABLE ACCESSORIES



**100-AKTM-2-BL**



**100-MA2B-BL**



**100-DTP2-USB**  
Available in Black (BL) & White (WH)

# AVAILABLE FINISHES

## LAMINATE FINISHES



Black Walnut  
BW

**DEFAULT HANDLES**  
Bar - Black - BL



**DEFAULT METAL FINISH**



Black - BL



Grey Dusk  
GD


**DEFAULT HANDLES**  
Scoop - Aluminum|Silver - AL



**DEFAULT METAL FINISH**



Silver - SL



Pure White  
PW

**DEFAULT HANDLES**  
Bar - Aluminum|Silver - AL



**DEFAULT METAL FINISH**



Silver - SL



Winter Wood  
WW

**DEFAULT HANDLES**  
Bar - Aluminum|Silver - AL



**DEFAULT METAL FINISH**



Silver - SL

## DEFAULT GROMMETS & LOCKS

Grey Dusk & Black Walnut - Black grommets & black locks  
Winter Wood & Pure White - Grey Grommets & Silver locks




**HEARTWOOD DISTRIBUTORS LTD.**  
251 ADAMS RD, KELOWNA, BC  
T 1 800 567 3060 F 250 765 1213  
[www.heartwooddl.com](http://www.heartwooddl.com)

Contact your local dealer:

## SUPPORT FINISHES



Black - BL



Silver - SL

## STORAGE RISER FINISHES



Black - BL




Silver - SL



White - WH

## SQUARE OFFSET LEGS



Black - BL



Silver - SL



White - WH

## LOOP LEGS



Black - BL



Silver - SL



White - WH



## LIMITED LIFETIME WARRANTY

HDL is pleased to offer a limited lifetime warranty on all laminate products. For specific series warranty details, please refer to the downloadable Limited Lifetime Warranty document online.



## THE IN-STOCK ADVANTAGE

HDL is committed to maintaining stock at all times. Every effort will be made to ensure these products are available.



## Eco STORY

HDL is committed to supplying office furniture products in an environmentally responsible manner. We are proud to partner with like-minded corporate citizens who align environmental stewardship with their company's core values and goals. Innovations is produced with CARB certified laminate