

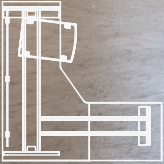
ATHENA SERIES

HEIGHT ADJUSTABLE ELECTRIC BASES

Designed to move with you!



**2LEG &
3LEG
MODELS**



Shown: ATH-E1-3LEG with Silver Finish (SL)
INV-362472ECM with INV-2436TOP in Grey Dusk (GD)

Black (BL)

Silver (SL)

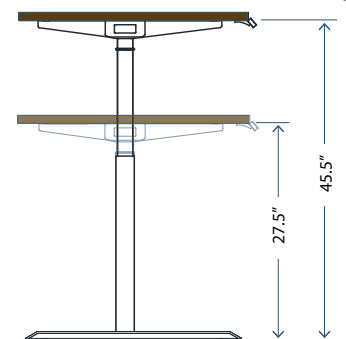
**Available
Finishes**

Features:

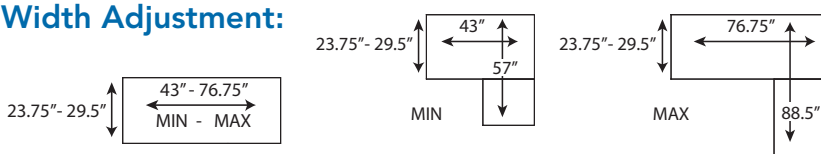
- Quick assembly design
- Sturdy, 2-stage steel frame construction
- 4 programmable memory positions
- Actuator system with a dual synchronized motor driving each leg
- Includes adjustable glides
- Low power consumption in standby mode
- Flexibility - designed to work with **Innovations tops** (sold separately) or retrofit an existing top to this unit
- Fits 24" & 30" tops, centered legs for more support
- Product is **IN-STOCK**
- 2 leg model easily converts to a 3 leg model with the addition of leg component add-on



Extended Height Range:
27.5" - 45.5" (does not include top)



Width Adjustment:



Technical Specifications:

- Foot depth is 23" - suitable for 24" - 30" deep tops
- Anti-collision function - stops automatically if it hits an immovable object
- Actuator system with a synchronized motor driving each leg
- Operated at 1" per second
- Whisper quiet <50dB
- Lifting Capacity:
 - 2-LEG - 220lbs
 - 3-LEG - 330lbs
- CSA/UL Certified
- ATH-E1-2LEG is BIFMA Certified (ANSI/BIFMA x 5.5-2014)
- Compatible with desking accessories (9" Accessory clearance depth on a 30" top)

Optional Caster

900-CASTER-M8-MB

- Sold quantity 2 casters
 - 2 leg base - 2 set required
 - 3 leg base - 3 sets required
- Durable PVC material
- Safe for use on soft or hard floors
- M8 threaded stem caster
- Maximum weight 32kg/66lbs per caster



monitor arms



keyboard tray



wire management snake

Height Adjustable Bases

Model:

ATH-E1-2LEG

ATH-E1-3LEG

(TOPS SOLD SEPARATELY)

Description:

STRAIGHT DESK

L SHAPE DESK

Innovations Laminate Tops

Model:

INV-2436TOP (Return Only)

INV-2442TOP (Return Only)**

INV-2448TOP

INV-3060TOP

INV-3066TOP

INV-3072TOP

INV-362466ECM**

INV-362472ECM**

** not available in Grey (GR) or Pure White (PW)

Description:

35.5"W x 23.75"D x 1"H

41.5"W x 23.75D x 1"H

47.25"W x 23.75D x 1"H

59.25"W x 29.5"D x 1"H

65"W x 29.5 D x 1"H

71"W x 29.5"D x 1"H

65" W x 35.5"/23.75"D x 1"H

71" W x 35.5"/23.75"D x 1"H

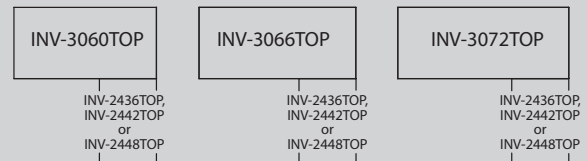
Standard Finishes:



Examples:



+ ATH-E1-2LEG + ATH-E1-2LEG + ATH-E1-2LEG + ATH-E1-2LEG



+ ATH-E1-3LEG + ATH-E1-3LEG + ATH-E1-3LEG



Heartwood Distributors Ltd.

Choose high quality, price sensitive products that are **IN-STOCK** and ready for next day shipping.

www.heartwooddl.com

Contact your local dealer:

251 Adams Rd, Kelowna, BC V1X 7R1

T: 1 800 567 3060

F: 250 765 1213