

# Height Adjustable series

Available Laminate Finishes


Available Base Finishes:



Black  
BL

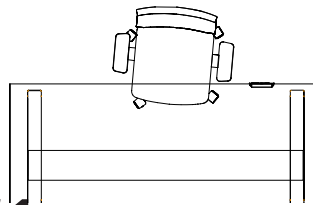
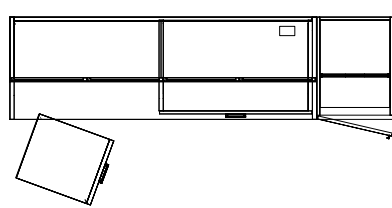


Sliver  
SL



White  
WH

88 3/4"



Autumn Maple  
AM



Black Walnut  
BW



Evening Zen  
EZ



Grey Dusk  
GD



Hardrock Maple  
HM



Royal Mahogany  
RM



Sugar Maple  
SM



Winter Wood  
WW



## Layout #1

INV-2472SH

Credenza Shell

INV-3672H

Open Hutch

INV-72HDRS-AL

72" Aluminum Doors for Hutch

INV-3672TB

Tackboard

INV-2236OFLX

Open Lateral Files Storage - No Top

INV-MP1-1566PLX

Plexiglass Hanging Modesty Panel

INV-6518WC

Wardrobe/Storage Cabinet

INV-MPF

21" Mobile Pedestal

INV-CUSH

Mobile Pedestal Seat Cushion

INV-3072TOP

72" Rectangular Top

CAL-E1-2LEG

Straight Electric Height Adjustable  
2-leg Base

ECO-MB

Echo Mid-Back Chair

Please refer to [www.heartwooddl.com](http://www.heartwooddl.com) for current finish options available for this series

