

# PONTUS



## Task Chair

Comfortable ergonomic design.

### Features:

- Comfortable seat cushion & contoured back available in 3 material combinations
- Pneumatic seat height adjustment with extended range (7.5")
- Tilt tension and locking mechanism
- Dual Wheel casters, ideal for soft or hard floors
- Available with or without armrests
- ANSI/BIFMA approved construction

### Dimensions:


Back Height:	38.5" - 42.5"
Seat Height:	17.25" - 21.25"
Seat Depth:	18" - 21"
Seat Width:	20"
Arm Width:	27.5"

Max Recommended Weight Capacity: 300lbs


**Model:** PON-MB-MEFA-BL  
PON-MB-FA-BL  
PON-MB-PU-BL

**Model:** PON-MB-MEFA-ARM-BL  
PON-MB-FA-ARM-BL  
PON-MB-PU-ARM-BL


### Available Finishes:



Mesh Back & Fabric Seat  
(MEFA-BL)



Fabric Back &  
Seat  
(FA-BL)



Black Polyurethane  
Back & Seat  
(PU-BL)



PON-MB-PU-BL



PON-MB-FA-BL



PON-MB-MEFA-ARM-BL

## JUPITER SERIES

*Stylish, modern design to complement any workspace!*

